

LOW-PROFILE PANCAKE STYLE LOAD CELLS


STANDARD AND METRIC MODELS

LCHD/LCMHD Series
 Tension/Compression
 Calibrated in Tension
 2.5 kgf to 10,000 kgf

Starts at
\$765



LCHD-5K, \$765, shown actual size. See next page for dimensions.



LCHD-25, \$765



Standard

- ✓ 0.25% Interchangeability for Scale Applications
- ✓ All Stainless Steel Construction
- ✓ Heavy-Duty Design
- ✓ High Accuracy
- ✓ Low Profile for Easy Installation
- ✓ 5-Point Calibration
- ✓ Mating Connector Included

LCHD-100, \$765

LCHD-2K, \$765

LCHD-7.5K, \$765

LCHD-30K, \$1075

LCHD-75K, consult factory for price.

LCHD-150K, consult factory for price.

Models Available with Built-In Amplifiers!
 See Page F-61



All models shown proportionally smaller than actual size.

SPECIFICATIONS

Excitation: 10 Vdc (15 V max)

Output (FSO):

≤25 lb/10 kgf: 2 mV/V ±0.25%

≥50 lb/20 kgf: 3 mV/V ±0.25%

5-Point Calibration (in Tension):

0%, 50%, 100%, 50%, 0%

Linearity:

≤25 lb/10 kgf: ±0.20% FSO

≥50 lb/20 kgf: ±0.10% FSO

Hysteresis:

≤25 lb/10 kgf: ±0.10% FSO

≥50 lb/20 kgf: ±0.10% FSO

Repeatability:

≤25 lb/10 kgf: ±0.1% FSO

≥50 lb/20 kgf: ±0.03% FSO

Zero Balance: ±1% of FSO

Operating Temp Range:

-54 to 121°C (-65 to 250°F)

Compensated Temp Range:

16 to 71°C (60 to 160°F)

Thermal Effects:

Zero: 0.0036% FSO/°C

Span: 0.0036% FSO/°C

Safe Overload: 150% of capacity

Ultimate Overload: 300% of capacity

Input Resistance: 350 ±10 Ω

Output Resistance: 350 ±10 Ω

FS Deflection:

0.025 to 0.076 mm

(0.0001 to 0.0003") typical

Construction: 17-4 PH stainless steel

Electrical:

≤5000 lb/2000 kgf: DT02H-10-6P

>5000 lb/2500 kgf: MS3102E-14S-6P

(or equiv.)

Mating Connector (Included):

≤5000 lb/2000 kgf: PT06F-10-6S

>5000 lb/2500 kgf: MS3102E-14S-6S

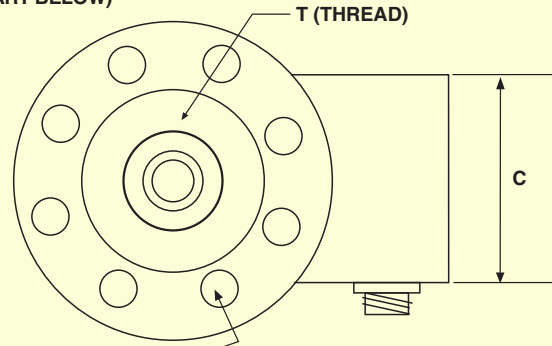
(or equiv.)

LCHD-TP263, \$85, optional tension plate for 2k to 5k LCHD load cells, shown smaller than actual size.

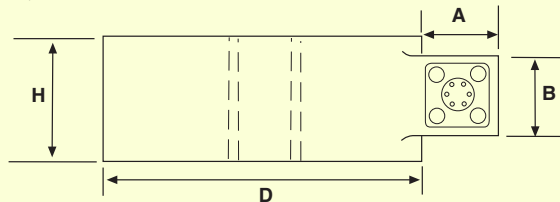


DIMENSIONS (SEE CHART BELOW)

AB = +EX
CD = -EX
E = -OUT
F = +OUT



F CLEARANCE HOLES
(5-15K Counter Bored)
EQUALLY SPACED ON G DIA.
B.C., K DIA. THRU



Dimensions: mm (in)

CAPACITY	D	H	F	G	K	T	A	B	C
STANDARD MODELS									
5 to 25 lb	64 (2.5)	20 (0.80)	6	51 (2.0)	4.6 (0.18)	¼-28 UNF	24 (0.94)	19 (0.75)	32 (1.25)
50 to 1K lb	76 (3.0)	25 (1.0)	6	57 (2.25)	7.1 (0.28)	¾-24 UNF	24 (0.94)	19 (0.75)	32 (1.25)
2K to 5K lb	89 (3.5)	25 (1.0)	6	67 (2.63)	8.6 (0.34)	½-20 UNF	24 (0.94)	19 (0.75)	32 (1.25)
7.5K to 15K lb	140 (5.5)	46 (1.8)	8	114 (4.5)	10 (0.40)	1-14 UNS	32 (1.25)	38 (1.5)	51 (2.0)
20K to 50K lb	152 (6.0)	46 (1.8)	8	124 (4.88)	13 (0.53)	1½-12 UNF	32 (1.25)	38 (1.5)	51 (2.0)
75K to 100K lb	229 (9.0)	64 (2.5)	12	197 (7.75)	17 (0.66)	2-12 UN	32 (1.25)	38 (1.5)	51 (2.0)
150K to 200K lb	279 (11)	76 (3.0)	12	241 (9.5)	20 (0.78)	2½-12 UN	32 (1.25)	38 (1.5)	51 (2.0)
300K to 500K lb	356 (14)	108 (4.25)	12	298 (11.75)	25 (1.0)	3½-8 UN	32 (1.25)	38 (1.5)	51 (2.0)
METRIC MODELS									
2.5 to 10 kgf	64 (2.5)	20 (0.80)	6	51 (2.0)	4.6 (0.18)	M6 x 1.00	24 (0.94)	19 (0.75)	32 (1.25)
25 to 500 kgf	76 (3.0)	25 (1.0)	6	57 (2.25)	7.1 (0.28)	M10 x 1.5	24 (0.94)	19 (0.75)	32 (1.25)
1000 to 2500 kgf	89 (3.5)	25 (1.0)	6	67 (2.63)	8.6 (0.34)	M12 x 1.75	24 (0.94)	19 (0.75)	32 (1.25)
5000 to 7500 kgf	140 (5.5)	46 (1.8)	8	114 (4.5)	10 (0.40)	M24 x 2.0	32 (1.25)	38 (1.5)	51 (2.0)
10000 kgf	152 (6.0)	46 (1.8)	8	124 (4.88)	13 (0.53)	M36 x 2.0	32 (1.25)	38 (1.5)	51 (2.0)

TENSION PLATES

MODEL NO.	PRICE	DESCRIPTION
LCHD-TP225	\$65	Tension plate, 50 to 1000 lb ranges
LCHD-TP263	85	Tension plate, 2000 to 5000 lb ranges
LCHD-TP450	155	Tension plate, 7500 to 15,000 lb ranges
LCHD-TP488	180	Tension plate, 20,000 to 50,000 lb ranges
LCHD-TPXXX	Consult Sales	Tension plate, ranges over 50,000 lb

LOW-PROFILE PANCAKE STYLE LOAD CELLS



☐ **MOST POPULAR MODELS HIGHLIGHTED!**

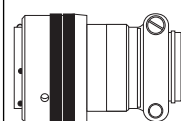
To Order (Specify Model Number)

CAPACITY		MODEL NO.	PRICE	COMPATIBLE METERS**
STANDARD MODELS				
5 lb	2.3 kgf	LCHD-5	\$765	DPiS, DP41-S, DP25B-S
10 lb	4.5 kgf	LCHD-10	765	DPiS, DP41-S, DP25B-S
25 lb	11 kgf	LCHD-25	765	DPiS, DP41-S, DP25B-S
50 lb	23 kgf	LCHD-50	765	DPiS, DP41-S, DP25B-S
100 lb	45 kgf	LCHD-100	765	DPiS, DP41-S, DP25B-S
250 lb	114 kgf	LCHD-250	765	DPiS, DP41-S, DP25B-S
500 lb	227 kgf	LCHD-500	765	DPiS, DP41-S, DP25B-S
1K lb	455 kgf	LCHD-1K	765	DPiS, DP41-S, DP25B-S
2K lb	909 kgf	LCHD-2K	765	DPiS, DP41-S, DP25B-S
3K lb	1361 kgf	LCHD-3K	765	DPiS, DP41-S, DP25B-S
4K lb	1815 kgf	LCHD-4K	765	DPiS, DP41-S, DP25B-S
5K lb	2269 kgf	LCHD-5K	765	DPiS, DP41-S, DP25B-S
7.5K lb	3403 kgf	LCHD-7.5K	765	DPiS, DP41-S, DP25B-S
10K lb	4537 kgf	LCHD-10K	935	DPiS, DP41-S, DP25B-S
15K lb	6806 kgf	LCHD-15K	935	DPiS, DP41-S, DP25B-S*
20K lb	9074 kgf	LCHD-20K	1075	DPiS, DP41-S, DP25B-S*
30K lb	13,612 kgf	LCHD-30K	1075	DPiS, DP41-S, DP25B-S*
50K lb	22,686 kgf	LCHD-50K	1075	DPiS, DP41-S, DP25B-S*
75K lb	34,029 kgf	LCHD-75K	†	DPiS, DP41-S, DP25B-S*
100K lb	45,372 kgf	LCHD-100K	†	DPiS, DP41-S, DP25B-S*
150K lb	68,058 kgf	LCHD-150K	†	DPiS, DP41-S, DP25B-S*
200K lb	90,744 kgf	LCHD-200K	†	DPiS, DP41-S, DP25B-S*
300K lb	136,116 kgf	LCHD-300K	†	DPiS, DP41-S, DP25B-S*
400K lb	181,488 kgf	LCHD-400K	†	DPiS, DP41-S, DP25B-S*
500K lb	226,860 kgf	LCHD-500K	†	DPiS, DP41-S, DP25B-S*
METRIC MODELS				
5.5 lb	2.5 kgf	LCMHD-2.5	\$765	DPiS, DP41-S, DP25B-S
11 lb	5 kgf	LCMHD-5	765	DPiS, DP41-S, DP25B-S
22 lb	10 kgf	LCMHD-10	765	DPiS, DP41-S, DP25B-S
55 lb	25 kgf	LCMHD-25	765	DPiS, DP41-S, DP25B-S
110 lb	50 kgf	LCMHD-50	765	DPiS, DP41-S, DP25B-S
220 lb	100 kgf	LCMHD-100	765	DPiS, DP41-S, DP25B-S
551 lb	250 kgf	LCMHD-250	765	DPiS, DP41-S, DP25B-S
1102 lb	500 kgf	LCMHD-500	765	DPiS, DP41-S, DP25B-S
2205 lb	1000 kgf	LCMHD-1K	765	DPiS, DP41-S, DP25B-S
3307 lb	1500 kgf	LCMHD-1.5K	765	DPiS, DP41-S, DP25B-S
4409 lb	2000 kgf	LCMHD-2K	765	DPiS, DP41-S, DP25B-S
5512 lb	2500 kgf	LCMHD-2.5K	765	DPiS, DP41-S, DP25B-S
11,023 lb	5000 kgf	LCMHD-5K	935	DPiS, DP41-S, DP25B-S
16,535 lb	7500 kgf	LCMHD-7.5K	935	DPiS, DP41-S, DP25B-S
22,046 lb	10,000 kgf	LCMHD-10K	1075	DPiS, DP41-S, DP25B-S



POPULAR OPTIONS

DESCRIPTION	SUFFIX	PRICE
0-5 Vdc Output (≥5000 kgf)	"-5V"	\$135
Overload Stops	"-OL"	Consult Factory
Dual Bridge ≤5000 lb/2500 kgf >5000 lb/2500 kgf	"-DUAL" "-DUAL"	250 350
Extended Temperature Range between: -50 to 93°C (-50 to 200°F) and to 163°C (350°F)	"-TC1" "-TC2"	50 125



**PT06F10-6S,
mating connector
(included).**

Comes complete with 5-point NIST-traceable calibration and 59 kΩ shunt data.

† Consult factory. * 4-digit meter.

** See section D for compatible meters. DPiS meter suitable for one direction measurement only.

Note: Models >300,000 lb are calibrated at 300,000 lb—see Specifications.

Ordering Examples: **LCHD-500**, 500 lb capacity load cell, **\$765**.

LCMHD-500, 500 kgf capacity load cell, **\$765**.

PT06F10-6S, mating connector (included). **LCMHD-10K**, 10,000 kgf capacity load cell, **\$1075**.

MS3102E-14S-6S, mating connector (included).

ACCESSORIES

MODEL NO.	PRICE	DESCRIPTION
MS3106E-14S-6S	\$64.00	Spare mating connector for units above 5000 lb capacity
PT06F10-6S	26.50	Spare mating connector for units below 7500 lb capacity



UNITED STATES

www.omega.com
1-800-TC-OMEGA
Stamford, CT.

CANADA

www.omega.ca
Laval(Quebec)
1-800-TC-OMEGA

GERMANY

www.omega.de
Deckenpfronn, Germany
0800-8266342

UNITED KINGDOM

www.omega.co.uk
Manchester, England
0800-488-488

FRANCE

www.omega.fr
Guyancourt, France
088-466-342

CZECH REPUBLIC

www.omegaeng.cz
Karviná, Czech Republic
596-311-899

BENELUX

www.omega.nl
Amstelveen, NL
0800-099-33-44



More than 100,000 Products Available!

• Temperature

Calibrators, Connectors, General Test and Measurement Instruments, Glass Bulb Thermometers, Handheld Instruments for Temperature Measurement, Ice Point References, Indicating Labels, Crayons, Cements and Lacquers, Infrared Temperature Measurement Instruments, Recorders Relative Humidity Measurement Instruments, RTD Probes, Elements and Assemblies, Temperature & Process Meters, Timers and Counters, Temperature and Process Controllers and Power Switching Devices, Thermistor Elements, Probes and Assemblies, Thermocouples Thermowells and Head and Well Assemblies, Transmitters, Wire

• Flow and Level

Air Velocity Indicators, Doppler Flowmeters, Level Measurement, Magnetic Flowmeters, Mass Flowmeters, Pitot Tubes, Pumps, Rotameters, Turbine and Paddle Wheel Flowmeters, Ultrasonic Flowmeters, Valves, Variable Area Flowmeters, Vortex Shedding Flowmeters

• pH and Conductivity

Conductivity Instrumentation, Dissolved Oxygen Instrumentation, Environmental Instrumentation, pH Electrodes and Instruments, Water and Soil Analysis Instrumentation

• Data Acquisition

Auto-Dialers and Alarm Monitoring Systems, Communication Products and Converters, Data Acquisition and Analysis Software, Data Loggers Plug-in Cards, Signal Conditioners, USB, RS232, RS485 and Parallel Port Data Acquisition Systems, Wireless Transmitters and Receivers

• Pressure, Strain and Force

Displacement Transducers, Dynamic Measurement Force Sensors, Instrumentation for Pressure and Strain Measurements, Load Cells, Pressure Gauges, Pressure Reference Section, Pressure Switches, Pressure Transducers, Proximity Transducers, Regulators, Strain Gages, Torque Transducers, Valves

• Heaters

Band Heaters, Cartridge Heaters, Circulation Heaters, Comfort Heaters, Controllers, Meters and Switching Devices, Flexible Heaters, General Test and Measurement Instruments, Heater Hook-up Wire, Heating Cable Systems, Immersion Heaters, Process Air and Duct, Heaters, Radiant Heaters, Strip Heaters, Tubular Heaters