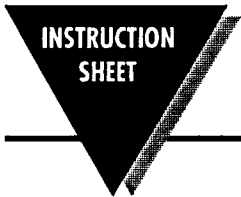
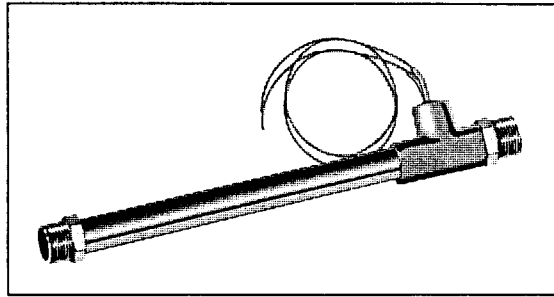




# AHP Series In-Line Air Heaters



**M2157/0495**

The OMEGALUX® AHP Series In-Line Air Heaters are used to heat clean, dry air or gas for baking, drying, laminating, metal working, packaging, plastic welding, preheating, sealing, soldering, shrink fitting, and synthetic fabric sewing. Outlet temperatures are varied by adjusting the voltage and/or the air flow. Closed loop control can also be achieved with temperature controllers and "T" fittings to mount thermocouples. Consult tables below to determine maximum and minimum recommended flow rates.

Calculate the flow rate, temperature rise, or power requirement as follows:

$$\text{Watts} = \text{SCFM} \times \Delta T / 3$$

SCFM = Standard Cubic Feet per Minute

$\Delta T$  = Temperature Rise in Degrees F from the Inlet to the Outlet

The cold air entry should always be at the termination end of the heater. Do not run without proper air flow. Controls should be used to prevent operation of the heater without air flow, i.e. an air flow switch. Incoming air should be filtered prior to passing through the heater and be free of moisture, condensation or other contaminants.

Model Number	Volts	Watts	Heated Length in (mm)	Watts/Inch*	Maximum CFM	Diameter in (mm)	NPT Fitting	Weight lb (g)
<b>120 VAC Models</b>								
AHP-3741	120	200	3½ (89)	57	8	¾ (10)	¼"	0.18 (82)
AHP-5051	120	400	4½ (114)	88	10	½ (13)	¾"	0.25 (113)
AHP-7561	120	700	5½ (140)	136	20	¾ (19)	¾"	0.68 (308)
<b>120/240 VAC Models**</b>								
AHP-3742	120	50	3½ (89)	14	8	¾ (10)	¼"	0.18 (82)
	240	200	3½ (89)	57	8			
AHP-5052	120	100	4½ (11)	22	10	½ (13)	¾"	0.25 (113)
	240	400	4½ (11)	80	10			
AHP-7562	120	190	5½ (14)	34	20	¾ (19)	¾"	0.68 (308)
	240	750	5½ (14)	136	20			

\*Indicates Watts per inch of heated length. The Watts per inch of heated length can be changed by reducing the operating voltage.

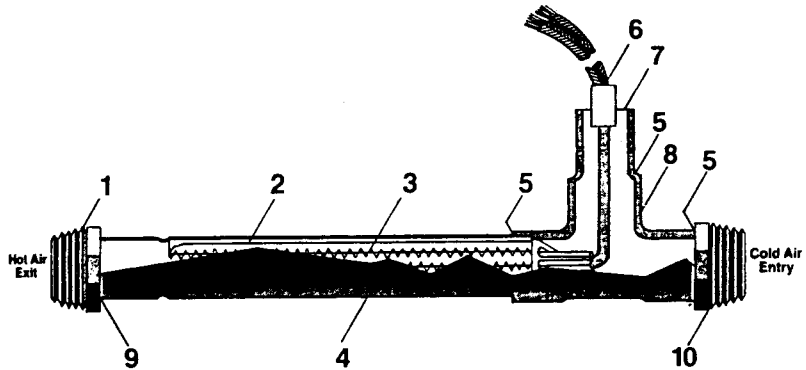
\*\*These air heaters can be operated on either 120 or 240 Volts. Specifications are shown for operation on both 120 and 240 Volts.

## Specifications

Pressure Rating: 80 PSIG  
 Wattage Tolerance: +5, -10% or better at the voltage specified  
 Max. Outlet Temp.: 1000°F  
 Max. Inlet Temp.: 250°F

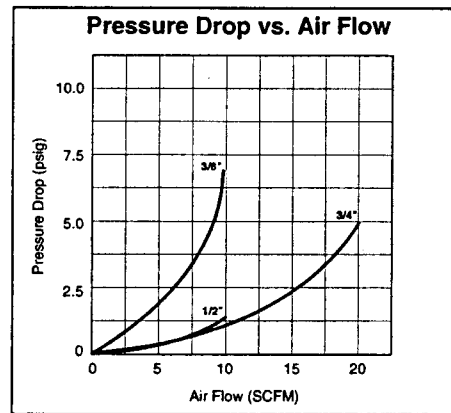
**Construction**

- 1 - Stainless steel NPT fitting
- 2 - Ceramic coil support
- 3 - Resistance element
- 4 - Stainless steel sheath
- 5 - Silver solder
- 6 - 12" Fiberglass insulated leads
- 7 - Epoxy seal
- 8 - Copper tee
- 9 - Heliarc weld
- 10 - Brass NPT fitting



**Max. Watts Per Linear Inch of Heated Length**

Min. CFM	3/8" Dia.	1/2" Dia.	3/4" Dia.
1	60	80	120
2	60	80	120
4	100	100	120
6	150	150	150
8	200	200	200
10	-	250	250
15	-	-	375
20	-	-	500



**MADE IN USA**

**WARRANTY**

OMEGA warrants this unit to be free of defects in materials and workmanship and to give satisfactory service for a period of **13 months** from date of purchase. OMEGA Warranty adds an additional one (1) month grace period to the normal **one (1) year product warranty** to cover handling and shipping time. This ensures that OMEGA's customers receive maximum coverage on each product. If the unit should malfunction, it must be returned to the factory for evaluation. OMEGA's Customer Service Department will issue an Authorized Return (AR) number immediately upon phone or written request. Upon examination by OMEGA, if the unit is found to be defective it will be repaired or replaced at no charge. However, this WARRANTY is VOID if the unit shows evidence of having been tampered with or shows evidence of being damaged as a result of excessive corrosion; or current, heat, moisture or vibration; improper specification; misapplication; misuse or other operating conditions outside of OMEGA's control. Components which wear or which are damaged by misuse are not warranted. These include contact points, fuses, and triacs.

OMEGA is glad to offer suggestions on the use of its various products. Nevertheless, OMEGA only warrants that the parts manufactured by it will be as specified and free of defects.

**OMEGA MAKES NO OTHER WARRANTIES OR REPRESENTATIONS OF ANY KIND WHATSOEVER, EXPRESSED OR IMPLIED, EXCEPT THAT OF TITLE AND ALL IMPLIED WARRANTIES INCLUDING ANY WARRANTY OF MERCHANTABILITY AND FITNESS FOR A PARTICULAR PURPOSE ARE HEREBY DISCLAIMED.**

**LIMITATION OF LIABILITY:** The remedies of purchaser set forth herein are exclusive and the total liability of OMEGA with respect to this order, whether based on contract, warranty, negligence, indemnification, strict liability or otherwise, shall not exceed the purchase price of the component upon which liability is based. In no event shall OMEGA be liable for consequential, incidental or special damages.

Every precaution for accuracy has been taken in the preparation of this manual; however, OMEGA ENGINEERING, INC. neither assumes responsibility for any omissions or errors that may appear nor assumes liability for any damages that result from the use of the products in accordance with the information contained in the manual.

**SPECIAL CONDITION:** Should this equipment be used in or with any nuclear installation or activity, purchaser will indemnify OMEGA and hold OMEGA harmless from any liability or damage whatsoever arising out of the use of the equipment in such a manner.



**Servicing USA and Canada: Call OMEGA Toll Free**

<b>USA</b>	<b>Canada</b>
One Omega Drive, Box 4047 Stamford, CT 06907-0047 Telephone: (203) 359-1660 FAX: (203) 359-7700	976 Bergar Laval (Quebec) H7L 5A1 Telephone: (514) 856-6928 FAX: (514) 856-6886
Sales Service: 1-800-826-6342 / 1-800-TC-OMEGA™ Customer Service: 1-800-622-2378 / 1-800-622-BEST™ Engineering Service: 1-800-872-9436 / 1-800-USA-WHEN™ TELEX: 996404 EASYLINK: 62968934 CABLE: OMEGA	

**Servicing Europe: United Kingdom Sales and Distribution Center**

25 Swannington Road, Broughton Astley, Leicestershire  
LE9 6TU, England  
Telephone: 44 (1455) 285520 FAX: 44 (1455) 283912

**RETURN REQUESTS / INQUIRIES**

Direct all warranty and repair requests/inquiries to the OMEGA ENGINEERING Customer Service Department. BEFORE RETURNING ANY PRODUCT(S) TO OMEGA, PURCHASER MUST OBTAIN AN AUTHORIZED RETURN (AR) NUMBER FROM OMEGA'S CUSTOMER SERVICE DEPARTMENT (IN ORDER TO AVOID PROCESSING DELAYS). The assigned AR number should then be marked on the outside of the return package and on any correspondence.

FOR **WARRANTY** RETURNS, please have the following information available BEFORE contacting OMEGA:

1. P.O. number under which the product was PURCHASED,
2. Model and serial number of the product under warranty, and
3. Repair instructions and/or specific problems relative to the product.

FOR **NON-WARRANTY** REPAIRS OR **CALIBRATION**, consult OMEGA for current repair/calibration charges. Have the following information available BEFORE contacting OMEGA:

1. P.O. number to cover the COST of the repair/calibration,
2. Model and serial number of product, and
3. Repair instructions and/or specific problems relative to the product.

OMEGA's policy is to make running changes, not model changes, whenever an improvement is possible. This affords our customers the latest in technology and engineering. OMEGA is a registered trademark of OMEGA ENGINEERING, INC. © Copyright 1995 OMEGA ENGINEERING, INC. All rights reserved. This documentation may not be copied, photocopied, reproduced, translated, or reduced to any electronic medium or machine-readable form, in whole or in part, without prior written consent of OMEGA ENGINEERING, INC.